

EDUCACIÓN

**Evolución de los Recursos Externos en el Presupuesto del Ministerio de Educación
En Miles de RD\$ (1990-2020)**

| | Presupuesto Aprobado (Todas las fuentes de financiamiento) | Presupuesto Ejecutado | % Ejecución | Recursos Externos Presupuestados | Variación Porcentual | Porcentaje del Presupuesto Aprobado | Recursos Externos Ejecutados (Sin compromisos) | Recursos Externos Ejecutados como % del Presupuesto Ejecutado | Porcentaje Ejecutado de los Recursos Externos |
|----------------|--|-----------------------|---------------|----------------------------------|----------------------|-------------------------------------|--|---|---|
| 1990 | 540,320 | 535,353 | 99.08% | 1,327 | | 0.25% | 600 | 0.11% | 45.23% |
| 1991 | 540,320 | 521,888 | 96.59% | 999 | -24.68% | 0.18% | 520 | 0.10% | 52.09% |
| 1992 | 1,090,361 | 993,638 | 91.13% | - | -100.00% | 0.00% | - | 0.00% | 0.00% |
| 1993 | 2,109,693 | 1,351,586 | 64.07% | 270,066 | 0.00% | 12.80% | 21,013 | 1.55% | 7.78% |
| 1994 | 2,526,539 | 1,744,655 | 69.05% | 135,731 | -49.74% | 5.37% | - | 0.00% | 0.00% |
| 1995 | 3,200,011 | 2,354,168 | 73.57% | 204,191 | 50.44% | 6.38% | 79,780 | 3.39% | 39.07% |
| 1996 | 3,897,377 | 3,012,702 | 77.30% | 125,643 | -38.47% | 3.22% | 56,593 | 1.88% | 45.04% |
| 1997 | 3,897,377 | 3,660,825 | 93.93% | - | -100.00% | 0.00% | 32,426 | 0.89% | 0.00% |
| 1998 | 6,010,419 | 5,404,954 | 89.93% | 422,983 | 0.00% | 7.04% | 36,452 | 0.67% | 8.62% |
| 1999 | 6,617,652 | 6,981,475 | 105.50% | 197,740 | -53.25% | 2.99% | 303,028 | 4.34% | 153.25% |
| 2000 | 8,164,464 | 7,541,514 | 92.37% | 358,097 | 81.10% | 4.39% | 307,397 | 4.08% | 85.84% |
| 2001 | 9,856,995 | 8,472,325 | 85.95% | 689,220 | 92.47% | 6.99% | 340,101 | 4.01% | 49.35% |
| 2002 | 10,848,882 | 9,151,042 | 84.35% | 1,641,152 | 138.12% | 15.13% | 860,190 | 9.40% | 52.41% |
| 2003 | 11,029,170 | 9,483,637 | 85.99% | 947,330 | -42.28% | 8.59% | 484,068 | 5.10% | 51.10% |
| 2004 | 12,770,606 | 11,724,659 | 91.81% | 1,377,944 | 45.46% | 10.79% | 1,258,861 | 10.74% | 91.36% |
| 2005 | 17,091,353 | 15,352,993 | 89.83% | 909,970 | -33.96% | 5.32% | 870,007 | 5.67% | 95.61% |
| 2006 | 19,860,245 | 17,783,387 | 89.54% | 1,993,027 | 119.02% | 10.04% | 1,062,805 | 5.98% | 53.33% |
| 2007 | 25,511,782 | 25,371,066 | 99.45% | 1,474,540 | -26.02% | 5.78% | 1,039,569 | 4.10% | 70.50% |
| 2008 | 29,244,231 | 27,363,018 | 93.57% | 3,140,328 | 112.97% | 10.74% | 2,540,519 | 9.28% | 80.90% |
| 2009 | 33,111,956 | 31,364,797 | 94.72% | 2,320,260 | -26.11% | 7.01% | 712,351 | 2.27% | 30.70% |
| 2010 | 37,253,571 | 35,398,803 | 95.02% | 1,600,141 | -31.04% | 4.30% | 848,326 | 2.40% | 53.02% |
| 2011 | 41,545,613 | 38,386,161 | 92.40% | 2,165,234 | 35.32% | 5.21% | 601,514 | 1.57% | 27.78% |
| 2012 | 58,590,423 | 51,456,053 | 87.82% | 1,141,643 | -47.27% | 1.95% | 584,451 | 1.14% | 51.19% |
| 2013 | 99,628,120 | 95,691,348 | 96.05% | 1,816,997 | 59.16% | 1.82% | 789,063 | 0.82% | 43.43% |
| 2014 | 109,170,290 | 105,870,313 | 96.98% | 5,586,456 | 207.46% | 5.12% | 4,895,269 | 4.62% | 87.63% |
| 2015 | 119,363,225 | 115,865,742 | 97.07% | 7,898,637 | 41.39% | 6.62% | 7,491,986 | 6.47% | 94.85% |
| 2016 | 129,873,683 | 127,249,370 | 97.98% | 1,015,015 | -87.15% | 0.78% | 867,851 | 0.68% | 85.50% |
| 2017 | 143,012,165 | 142,249,337 | 99.47% | 515,876 | -49.18% | 0.36% | 498,875 | 0.35% | 96.70% |
| 2018 | 153,009,862 | 152,362,431 | 99.58% | 321,749 | -37.63% | 0.21% | 164,720 | 0.11% | 51.20% |
| 2019 | 170,605,650 | 169,237,795 | 99.20% | 566,587 | 76.10% | 0.33% | 19 | 0.00% | 0.00% |
| 2020 | 205,335,831 | 201,501,224 | 98.13% | 25,697,976 | 4435.58% | 12.52% | 25,519,370 | 12.66% | 99.30% |
| Totales | 1,475,308,185 | 1,425,438,256 | 96.62% | 64,536,858 | | 4.37% | 52,267,724 | 3.67% | 80.99% |

Nota 1: En el período 1992 no hubieron recursos externos para Educación.

Nota 2: En 1997 no se aprobó presupuesto.

Nota 3: Recursos externos aquí listados no incluyen las Donaciones.

Fuente: Ministerio de Educación y Ministerio de Hacienda

Ministerio de Educación

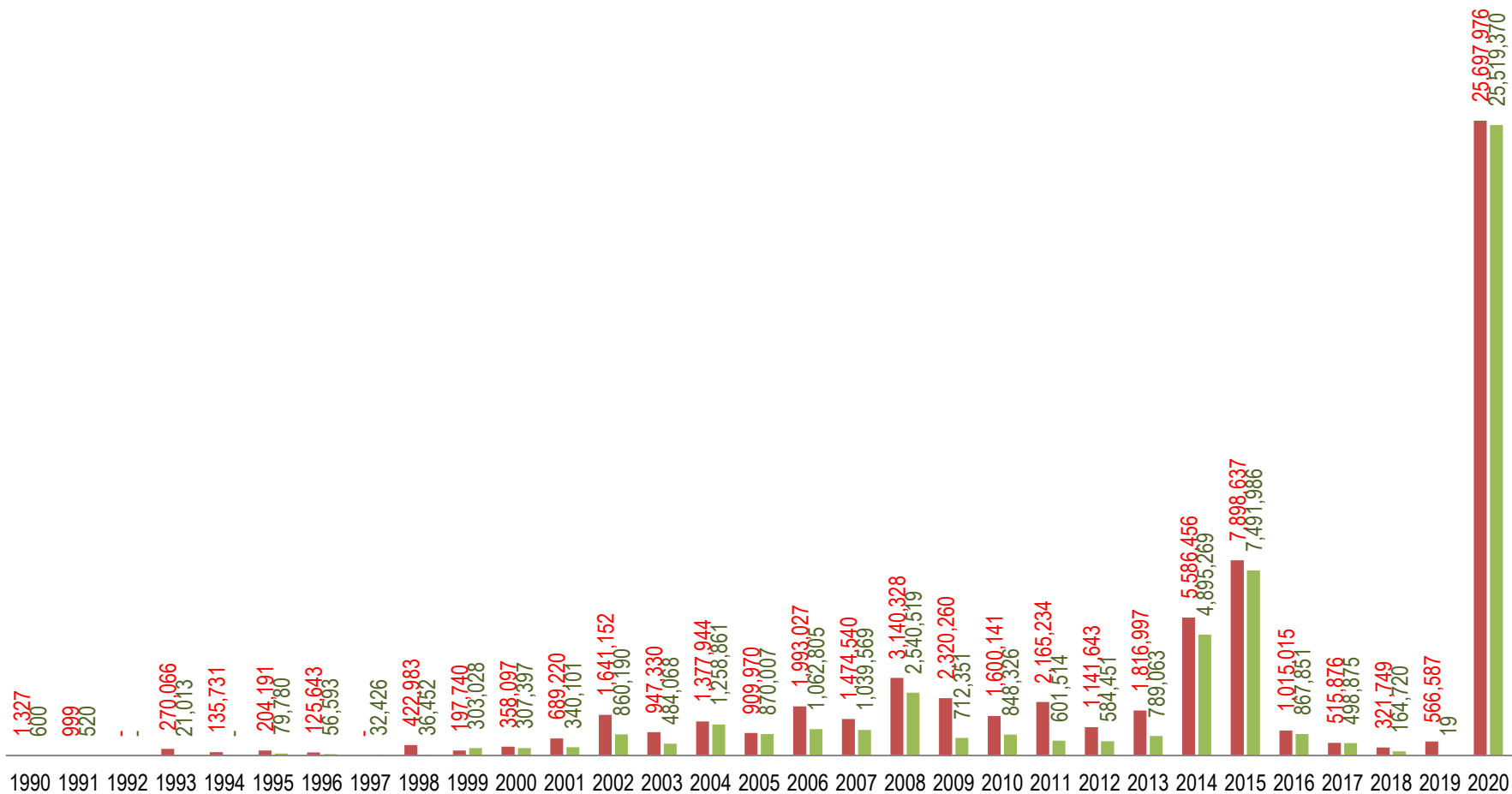
Recursos Externos Ejecutados

Solo Multilaterales

1990-2020

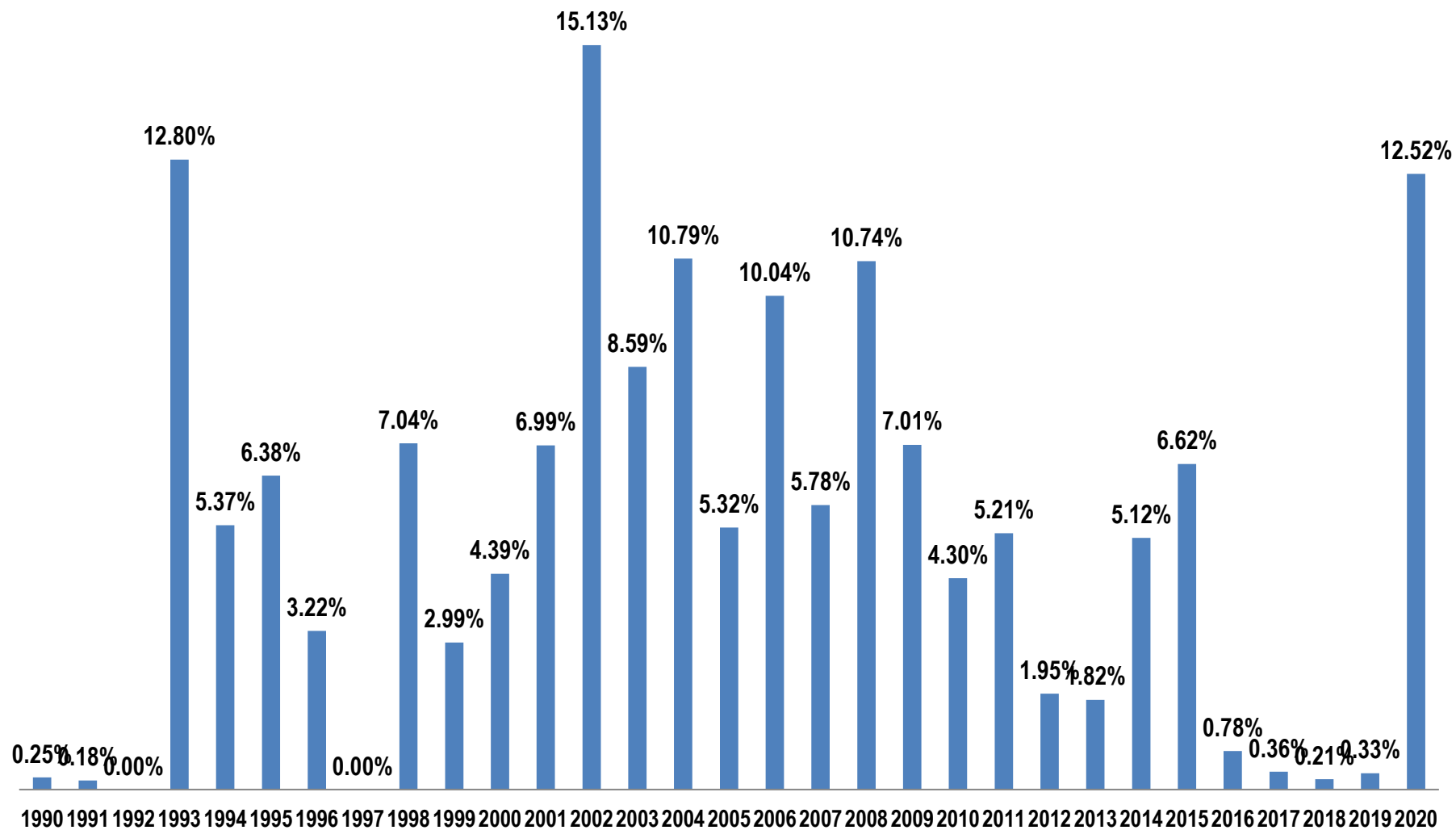
En millones DOP

■ Recursos Externos Presupuestados ■ Recursos Externos Ejecutado (Sin compromisos)

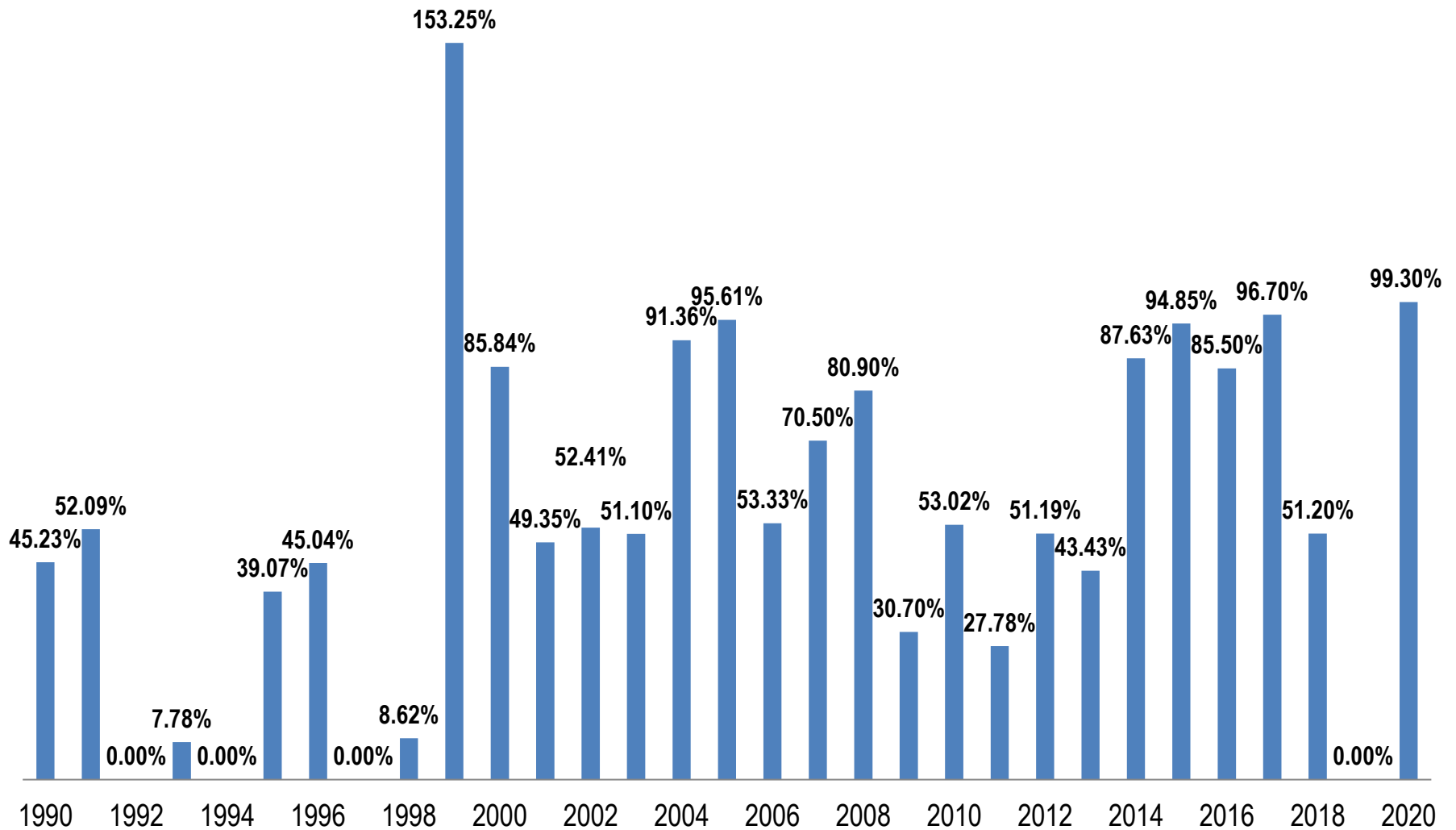


Recursos Externos Multilaterales Como Porcentaje del Presupuesto Aprobado 1990-2020

■ Porcentaje del Presupuesto Aprobado



Porcentaje Ejecutado Recursos Externos Multilaterales Período 1990-2020



Recursos Externos Multilaterales

Como Porcentaje del Presupuesto Aprobado y Ejecutado del MINERD Período 1990-2020

